

**CHART NO. 1**  
**PERMANENT PARTIAL DISABILITY SCHEDULE**

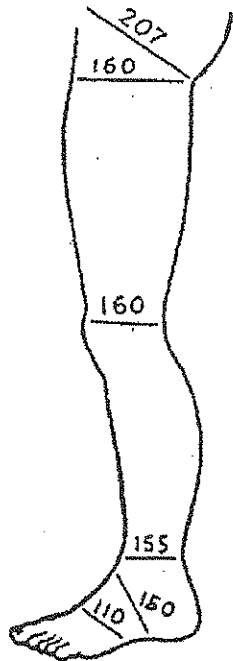

Visual Chart Showing Number of Weeks of Compensation Payable for Permanent Partial Disabilities under the MISSOURI WORKERS' COMPENSATION LAW. When there is complete loss of a member - either by severance or loss of use - the number of weeks indicated on this chart for such member(s) is increased by ten (10) percent.

Complete Loss of Sight in One Eye - 140

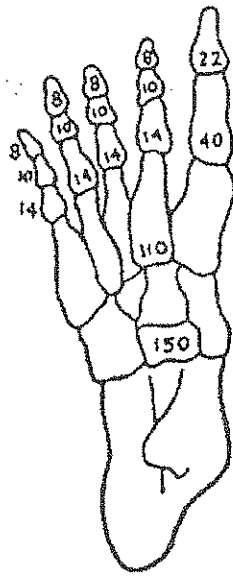
Complete Deafness

Both Ears - 180  
 (Occupational) - 180

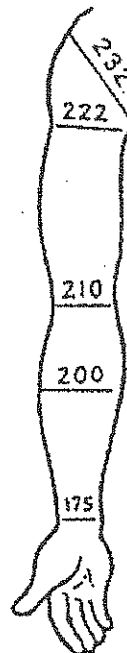
One Ear - 49  
 (Occupational) - 49



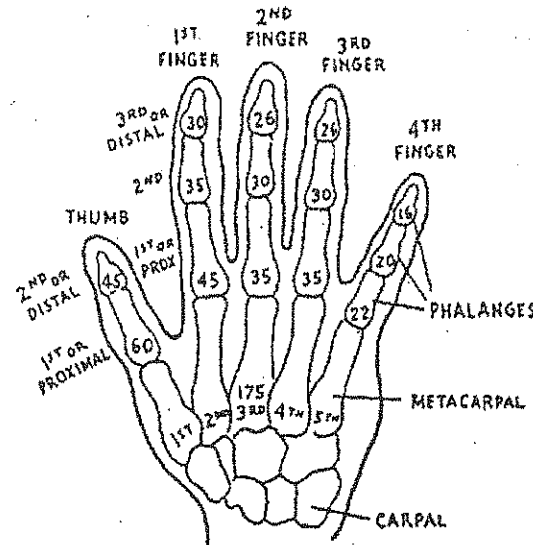
LEG




FOOT



ARM



HAND



ENTIRE PERSON

**DOCKET/VENUE LIST**  
**MISSOURI DIVISION OF WORKERS' COMPENSATION**

Effective Date	Temp. Total 287.170 Max.	Perm. Partial 287.190 Max.	Perm. Total 287.200 Death 287.240 Max.
7/1/1998 To 6/30/1999	105% SAWW \$562.67	55% SAWW \$294.73	105% SAWW \$562.67
7/1/1999 To 6/30/2000	105% SAWW \$578.48	55% SAWW \$303.01	105% SAWW \$578.48
7/1/2000 To 6/30/2001	105% SAWW \$599.96	55% SAWW \$314.26	105% SAWW \$599.96
7/1/2001 To 6/30/2002	105% SAWW \$628.90	55% SAWW \$329.42	105% SAWW \$628.90
7/1/2002 To 6/30/2003	105% SAWW \$649.32	55% SAWW \$340.12	105% SAWW \$649.32
7/1/2003 To 6/30/2004	105% SAWW \$662.55	55% SAWW \$347.05	105% SAWW \$662.55
7/1/2004 To 6/30/2005	105% SAWW \$675.90	55% SAWW \$354.05	105% SAWW \$675.90
7/1/2005 To 6/30/2006	105% SAWW \$696.97	55% SAWW \$365.08	105% SAWW \$696.97
7/1/2006 To 6/30/2007	105% SAWW \$718.87	55% SAWW \$376.55	105% SAWW \$718.87
7/1/2007 to 6/30/2008	105% SAWW \$742.72	55% SAWW \$389.04	105% SAWW \$742.72
7/1/2008 To 6/30/2009	105% SAWW \$772.53	55% SAWW \$404.66	105% SAWW \$772.53
7/1/2009 To 6/30/2010	105% SAWW \$807.48	55% SAWW \$422.97	105% SAWW \$807.48
7/1/2010 To 6/30/2011	105% SAWW \$799.11	55% SAWW \$418.58	105% SAWW \$799.11
7/1/2011 To 6/30/2012	105% SAWW \$811.73	55% SAWW \$425.19	105% SAWW \$811.73

<p><b>CAPE GIRARDEAU OFFICE</b> <b>573-290-5757</b> <b>Bloomfield Docket</b> Stoddard County <b>Cape Girardeau Docket</b> Bollinger, Cape Girardeau, Perry Counties <b>Caruthersville Docket</b> Dunklin, Pemiscot Counties <b>Festus Docket</b> Jefferson County <b>Farmington Docket</b> St. Francois, St. Genevieve Counties <b>Ironton Docket</b> Iron, Madison, Reynolds, Washington Counties <b>New Madrid Docket</b> New Madrid County <b>Poplar Bluff Docket</b> Butler, Carter, Ripley, Wayne Counties <b>Sikeston Docket</b> Mississippi, Scott Counties</p> <p><b>JEFFERSON CITY OFFICE</b> <b>573-751-4231</b> <b>Boonville Docket</b> Cooper, Howard Counties <b>Camdenton Docket</b> Camden, Hickory, Morgan Counties <b>Columbia Docket</b> Boone County <b>Eldon Docket</b> <i>(currently held in Jefferson City)</i> Miller County <b>Fulton Docket</b> <i>(currently held in Jefferson City)</i> Callaway County <b>Hannibal Docket</b> Clark, Lewis, Marion, Pike, Ralls Counties <b>Hermann Docket</b> Gasconade County <b>Jefferson City Docket</b> Cole, Maries, Moniteau, Osage Counties <b>Kirksville Docket</b> Adair, Knox, Putnam, Schuyler, Scotland, Sullivan Counties <b>Macon Docket</b> Linn, Macon, Shelby Counties <b>Marshall Docket</b> Saline County <b>Mexico Docket</b> Audrain, Montgomery Counties <b>Moberly Docket</b> Chariton, Monroe, Randolph Counties <b>Rolla Docket</b> Crawford, Dent, Phelps Counties <b>Sedalia Docket</b> Benton, Pettis Counties</p> <p><i>Names in bold are cities where dockets are held. Cases docketed at those locations are from the counties listed under the docket locations.</i></p>	<p><b>JOPLIN OFFICE</b> <b>417-629-3032</b> <b>Joplin Docket</b> Jasper Counties <b>Lamar Docket</b> Barton, Cedar, Dade, Vernon Counties <b>Monett Docket</b> Barry, Lawrence Counties <b>Neosho Docket</b> McDonald, Newton Counties</p> <p><b>KANSAS CITY OFFICE</b> <b>816-889-2481</b> <b>Clinton Docket</b> Bates, Henry, Johnson, St. Clair Counties <b>Kansas City Docket</b> Cass, Jackson Counties <b>Lexington Docket</b> Lafayette, Ray Counties <b>Liberty Docket</b> Clay County</p> <p><b>SPRINGFIELD OFFICE</b> <b>417-888-4100</b> <b>Branson Docket</b> Stone, Taney Counties <b>Lebanon Docket</b> Laclede, Pulaski, Wright Counties <b>Springfield Docket</b> Christian, Dallas, Greene, Polk, Webster Counties <b>West Plains Docket</b> Douglas, Howell, Oregon, Ozark, Shannon, Texas Counties</p> <p><b>ST. CHARLES OFFICE</b> <b>636-940-3326</b> <b>St. Charles Docket</b> St. Charles County <b>Union/Washington Docket</b> Franklin County <b>Warrenton Docket</b> <i>(currently held in St. Charles)</i> Lincoln, Warren Counties</p> <p><b>ST. JOSEPH OFFICE</b> <b>816-387-2275</b> <b>Bethany Docket</b> Davies, Harrison Counties <b>Chillicothe Docket</b> Caldwell, Carroll, Livingston Counties <b>Maryville Docket</b> Atchison, Gentry, Holt, Nodaway, Worth Counties <b>Platte Docket</b> Platte County <b>St. Joseph Docket</b> Andrew, Buchanan, Clinton, DeKalb Counties <b>Trenton Docket</b> Grundy, Mercer Counties</p> <p><b>ST. LOUIS OFFICE</b> <b>314-340-6865</b> <b>St. Louis Docket</b> City of St. Louis, St. Louis County</p>
---	---

Burial Benefit \$5,000.00

Minimum Rate \$40.00 per week

Disfigurement Max. 40 weeks

Mileage Reimbursement Rate 7/1/11 to 6/30/12 - 48.0 cents per mile

[www.labor.mo.gov/DWC](http://www.labor.mo.gov/DWC)



## State Average Weekly Wage and Maximums

Re: State Average Weekly Wage and Benefit Maximums – July 1, 2012

To: Workers' Compensation Insurance Carriers  
Third Party Administrators  
Self-Insured Employers  
Self-Insured Trusts  
Other Interested Parties

The State Average Weekly Wage (SAWW) used to determine maximum workers' compensation benefits for the fiscal year beginning July 1, 2012 and ending June 30, 2013 is \$788.33. This SAWW produces the maximum weekly benefit rates for injury and illness occurring on or after July 1, 2012, as follows:

Temporary Total Disability	\$827.75
Permanent Total Disability	\$827.75
Permanent Partial Disability	\$433.58
Death	\$827.75

The actual weekly wage rate necessary to attain the maximum benefit rate is \$1241.63 for Death, Temporary Total Disability and Permanent Total Disability and \$650.37 for Permanent Partial Disability.

Also, as of July 1, 2012, the mileage allowance for travel expenses is 52.5 cents per mile.

Please communicate the changes to the appropriate personnel. Your cooperation is greatly appreciated.

Sincerely,

John J. Hickey  
Director